













































23 200m Breaststroke Men Final

Official

☰ Qualified 1☰ Heats 🏊 Summary

Total Open 17-18 years 13 and older

Rank	Competitor	Age	Club	RT	PTS	Result
1	 Hughes Hara	19	 Coast Swi...	0.62		2:16.23 Entry: 2:24.31 -8.08 50m: 29.92 100m: 1:04.62 (34.70) 150m: 1:39.99 (35.37) 200m: 2:16.23 (36.24)
2	 Story (V) J...	17	 Mt Eden S...	0.71		2:19.28 Entry: 2:21.42 -2.14 50m: 30.20 100m: 1:05.25 (35.05) 150m: 1:41.48 (36.23) 200m: 2:19.28 (37.80)
3	 Helms Blair	23	 North Shor...	0.63		2:19.43 Entry: 2:22.34 -2.91 50m: 30.62 100m: 1:06.08 (35.46) 150m: 1:42.28 (36.20) 200m: 2:19.43 (37.15)
4	 Zhang Kevin	18	 Roskill Swi...	0.67		2:19.45 Entry: 2:21.99 -2.54 50m: 30.59 100m: 1:05.57 (34.98) 150m: 1:41.56 (35.99) 200m: 2:19.45 (37.89)
5	 Brown Sam	21	 Coast Swi...	0.72		2:20.75 Entry: 2:22.65 -1.90 50m: 31.08 100m: 1:06.49 (35.41) 150m: 1:42.92 (36.43) 200m: 2:20.75 (37.83)
6	 Reiher Jos...	18	 Porirua City...	0.74		2:24.39 Entry: 2:26.66 -2.27 50m: 32.05 100m: 1:08.91 (36.86) 150m: 1:47.11 (38.20) 200m: 2:24.39 (37.28)
7	 Walker Nat...	19	 Jasi Swim ...	0.63		2:25.57 Entry: 2:27.86 -2.29 50m: 32.35 100m: 1:08.85 (36.50) 150m: 1:46.78 (37.93) 200m: 2:25.57 (38.79)
8	 Yang Michael	13	 Phoenix Aq...	0.73		2:26.34 Entry: 2:27.75 -1.41 50m: 32.15 100m: 1:09.24 (37.09) 150m: 1:47.26 (38.02) 200m: 2:26.34 (39.08)
9	 Cowen Nic...	18	 North Shor...	0.65		2:24.35 Entry: 2:28.80 -4.45 50m: 32.32 100m: 1:08.77 (36.45) 150m: 1:46.45 (37.68) 200m: 2:24.35 (37.90)
10	 Shanks Cur...	17	 Jasi Swim ...	0.75		2:26.42 Entry: 2:29.96 -3.54 50m: 32.76 100m: 1:09.99 (37.23)

150m: 1:48.37 (38.38)		200m: 2:26.42 (38.05)			
11	 Videau (V) ...	17	 Tahiti	0.64	2:27.73 Entry: 2:27.99 -0.26
	50m: 32.37 150m: 1:48.08 (38.72)		100m: 1:09.36 (36.99) 200m: 2:27.73 (39.65)		
12	 Holmberg ...	18	 Liz van Wel...	0.69	2:35.35 Entry: 2:34.54 +0.81
	50m: 34.91 150m: 1:54.82 (40.27)		100m: 1:14.55 (39.64) 200m: 2:35.35 (40.53)		
13	 Thompson ...	17	 North Cant...	0.69	2:37.25 Entry: 2:40.72 -3.47
	50m: 35.12 150m: 1:56.37 (40.91)		100m: 1:15.46 (40.34) 200m: 2:37.25 (40.88)		
13	 McAlister S...	17	 Wharenui S...	0.67	2:37.25 Entry: 2:41.60 -4.35
	50m: 33.86 150m: 1:55.68 (41.39)		100m: 1:14.29 (40.43) 200m: 2:37.25 (41.57)		
15	 Charlton Fe...	17	 Coast Swi...	0.72	2:37.59 Entry: 2:39.71 -2.12
	50m: 33.79 150m: 1:55.18 (42.07)		100m: 1:13.11 (39.32) 200m: 2:37.59 (42.41)		
16	 Grace Flynn	17	 Vikings Swi...	0.76	2:38.20 Entry: 2:36.11 +2.09
	50m: 34.87 150m: 1:55.92 (40.91)		100m: 1:15.01 (40.14) 200m: 2:38.20 (42.28)		
17	 Kuzmenkov...	16	 North Shor...	0.68	2:29.38 Entry: 2:31.48 -2.10
	50m: 33.00 150m: 1:48.99 (38.26)		100m: 1:10.73 (37.73) 200m: 2:29.38 (40.39)		
18	 Yin Caleb	15	 Mt Eden S...	0.64	2:30.20 Entry: 2:31.32 -1.12
	50m: 33.58 150m: 1:50.07 (38.05)		100m: 1:12.02 (38.44) 200m: 2:30.20 (40.13)		
19	 Yoon Jethrow	15	 Phoenix Aq...	0.65	2:30.55 Entry: 2:33.22 -2.67
	50m: 33.87 150m: 1:51.73 (39.33)		100m: 1:12.40 (38.53) 200m: 2:30.55 (38.82)		
20	 Park John	16	 St Paul's S...	0.66	2:31.14 Entry: 2:33.42 -2.28
	50m: 34.11 150m: 1:51.45 (39.09)		100m: 1:12.36 (38.25) 200m: 2:31.14 (39.69)		
21	 Brady Mich...	16	 North Shor...	0.66	2:31.93 Entry: 2:36.94 -5.01
	50m: 34.70 150m: 1:53.50 (39.38)		100m: 1:14.12 (39.42) 200m: 2:31.93 (38.43)		
22	 Pask Zack	16	 Liz van Wel...	0.77	2:37.92 Entry: 2:40.51 -2.59

50m: 33.34 100m: 1:13.74 (40.40)
 150m: 1:55.89 (42.15) 200m: 2:37.92 (42.03)

23



Chen Ian

SB19 20



St Paul's S...

0.77

1101

2:40.80

Entry: 2:40.33 +0.47

50m: 36.39 100m: 1:16.97 (40.58)
 150m: 1:58.29 (41.32) 200m: 2:40.80 (42.51)

24



Willmer Jos...

SB8 20



Coast Swi...

0.73

722

2:42.53 SB8 NZR

Entry: 2:43.74 -1.21

50m: 35.58 100m: 1:15.81 (40.23)
 150m: 1:58.68 (42.87) 200m: 2:42.53 (43.85)